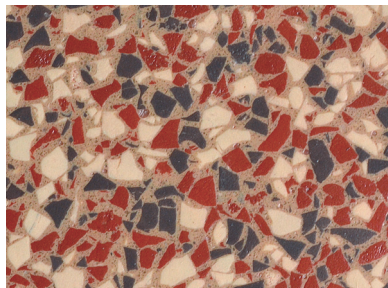






KEY LASTIC SQT COLORS




SCARLET RAIN




NIGHT PEARL




ROBIN EGG




WHITE PRAIRIE




WHITE SAND



COLONIAL GREEN




ANTIQUÉ LACE




MORNING SKY



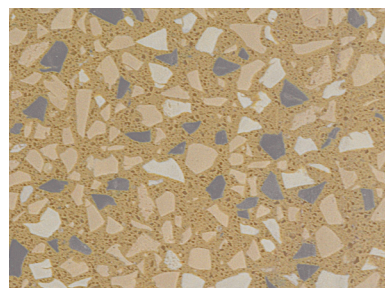
CHOCOLATE CHIP



KALEIDOSCOPE



THUNDER CLOUD



FOOL'S GOLD

When selecting the **Key Lastic SQT Color** for your application, please take time to carefully consider:

1. **APPEARANCE:** Light colors tend to show more "shadow" than dark colors.
2. **TRAFFIC & MAINTENANCE:** Wheel marks and dirt naturally show up more on light colors than on dark colors.
3. **SPILLAGE:** What might be most commonly spilled on the floor? Consult your **KEY REPRESENTATIVE** to determine the degree of chemical resistance you may require prior to selection of the system.

KEY RESIN COMPANY provides this color guide for preliminary color selection only. Please refer to a physical sample prior to making a final choice. Please contact your **KEY REPRESENTATIVE** for assistance.

Phone: (888) 943-4532 • sales@keyresin.com • www.keyresin.com